

System Statistics Report

AUGUST 15, 2018 TO MAY 15, 2019

APPOINTMENTS

1108

5 Walk-In Appointments
0 eTutoring Appointments
13 Online Appointments
852.5 Occupied Hours
31 Missed Appointments
0 Placeholder Appointments
200 Canceled Appointments

CLIENTS

361

395 New Client Registrations
7 Client Profiles Updated

CLIENT REPORTS

565

27 Off-Schedule Reports









SURVEYS

72










[JUMP TO: GLOBAL](#) | [TIME & DATE](#) | [REGISTRATION](#) | [APPOINTMENT](#) | [CLIENT REPORT](#) | [SURVEY](#)

GLOBAL STATISTICS

APPOINTMENTS BY SCHEDULE

Library Fall 2018	28	2.53%	
Library Spring 2019	19	1.71%	
MB 108 Fall 2018	360	32.49%	
MB 108 Fall 2019	32	2.89%	
MB 108 Spring 2019	243	21.93%	
OWL Fall 2018	2	0.18%	
OWL Spring 2019	11	0.99%	
Reserve Writing Lab 18-19	413	37.27%	

APPOINTMENTS BY STAFF OR RESOURCE

Alex (Library)	1	0.09%	
Library Spring 2019			
Alex Arce	68	6.14%	
MB 108 Fall 2018			
Alex Arce	27	2.44%	
MB 108 Spring 2019			
Brionna Crume	64	5.78%	
MB 108 Fall 2018			
Grant (Library)	8	0.72%	
Library Fall 2018			
Grant Reimers	84	7.58%	
MB 108 Spring 2019			
Grant Reimers	128	11.55%	
MB 108 Fall 2018			
Haley Johnson	52	4.69%	
MB 108 Spring 2019			
Haley Johnson	24	2.17%	
MB 108 Fall 2018			

John McManus MB 108 Fall 2019	32	2.89%	
John McManus MB 108 Fall 2018	38	3.43%	
Kayla Freeman MB 108 Spring 2019	18	1.62%	
Kayla Freeman (Library) Library Spring 2019	2	0.18%	
Professor Reservation Reserve Writing Lab 18-19	194	17.51%	
Professor Reservation Reserve Writing Lab 18-19	219	19.77%	
Rachel (Library) Library Fall 2018	4	0.36%	
Rachel (Library) Library Spring 2019	1	0.09%	
Rachel Kelley MB 108 Spring 2019	57	5.14%	
Rachel Kelley MB 108 Fall 2018	19	1.71%	
Tristan (Library) Library Fall 2018	16	1.44%	
Tristan (Library) Library Spring 2019	15	1.35%	
Tristan (Online) OWL Spring 2019	11	0.99%	
Tristan (Online) OWL Fall 2018	2	0.18%	
Tristan Pacheco MB 108 Fall 2018	19	1.71%	
Tristan Pacheco MB 108 Spring 2019	5	0.45%	

NUMBER OF VISITS PER CLIENT

Visited 1 Time	247	68.42%	
Visited 2 Times	42	11.63%	
Visited 3 Times	21	5.82%	
Visited 4 Times	13	3.6%	
Visited 5 Times	9	2.49%	
Visited 6 Times	5	1.39%	
Visited 7 Times	2	0.55%	
Visited 8 Times	2	0.55%	
Visited 9 Times	1	0.28%	
Visited 10+ Times	19	5.26%	

TIME & DATE STATISTICS

APPOINTMENTS BY DAY OF THE WEEK

Monday	213	19.22%	
Tuesday	223	20.13%	
Wednesday	254	22.92%	

Thursday	265	23.92%	
Friday	153	13.81%	

APPOINTMENTS BY MONTH

January	37	3.34%	
February	115	10.38%	
March	122	11.01%	
April	205	18.5%	
May	20	1.81%	
August	25	2.26%	
September	126	11.37%	
October	217	19.58%	
November	197	17.78%	
December	44	3.97%	

APPOINTMENTS BY YEAR

2018	609	54.96%	
2019	499	45.04%	

APPOINTMENTS BY STARTING TIME

8:00am	67	6.05%	
8:30am	17	1.53%	
9:00am	102	9.21%	
9:30am	19	1.71%	
10:00am	104	9.39%	
10:30am	24	2.17%	
11:00am	113	10.2%	
11:30am	33	2.98%	
12:00pm	113	10.2%	
12:30pm	32	2.89%	
1:00pm	120	10.83%	
1:30pm	33	2.98%	
2:00pm	132	11.91%	
2:30pm	50	4.51%	
3:00pm	71	6.41%	
3:30pm	18	1.62%	
6:00pm	21	1.9%	
6:30pm	9	0.81%	
7:00pm	27	2.44%	
7:30pm	3	0.27%	

APPOINTMENTS BY SCHEDULED LENGTH

30 minutes	523	47.2%	
60 minutes	579	52.26%	
120 minutes	6	0.54%	

REGISTRATION FORM STATISTICS

Statistics based on **1108 appointments** and **361 clients who had appointments** within the specified parameters of this report.

STANDING

Faculty	APPTS.	168	15.16%	
	CLIENTS	5	1.39%	
Freshman	APPTS.	344	31.05%	
	CLIENTS	165	45.71%	
Graduate Student	APPTS.	48	4.33%	
	CLIENTS	14	3.88%	
Junior	APPTS.	86	7.76%	
	CLIENTS	29	8.03%	
Senior	APPTS.	162	14.62%	
	CLIENTS	102	28.25%	
Sophomore	APPTS.	61	5.51%	
	CLIENTS	35	9.7%	
Staff	APPTS.	188	16.97%	
	CLIENTS	7	1.94%	

GRADUATION YEAR

2016	APPTS.	3	0.27%	
	CLIENTS	1	0.28%	
2017	APPTS.	5	0.45%	
	CLIENTS	1	0.28%	
2018	APPTS.	44	3.97%	
	CLIENTS	27	7.48%	
2019	APPTS.	170	15.34%	
	CLIENTS	96	26.59%	
2020	APPTS.	115	10.38%	
	CLIENTS	47	13.02%	
2021	APPTS.	57	5.14%	
	CLIENTS	16	4.43%	
2022	APPTS.	140	12.64%	
	CLIENTS	62	17.17%	
N/A	APPTS.	478	43.14%	
	CLIENTS	81	22.44%	

GENDER

Female	APPTS.	363	32.76%	
	CLIENTS	191	52.91%	
Male	APPTS.	331	29.87%	
	CLIENTS	111	30.75%	
Prefer Not to Answer	APPTS.	3	0.27%	

CLIENTS	2	0.55%	
---------	----------	-------	--

ARE YOU A NON-TRADITIONAL STUDENT?

No	APPTS.	494	44.58%	
	CLIENTS	209	57.89%	
Yes	APPTS.	157	14.17%	
	CLIENTS	51	14.13%	

ARE YOU A VETERAN OF THE US ARMED FORCES?

No	APPTS.	651	58.75%	
	CLIENTS	258	71.47%	
Yes	APPTS.	18	1.62%	
	CLIENTS	8	2.22%	

FILL-IN QUESTIONS

[VIEW ANSWERS: Confirm Email](#)

[VIEW ANSWERS: Major](#)

[VIEW ANSWERS: Native Language](#)

[VIEW ANSWERS: Country of Origin](#)

APPOINTMENT FORM STATISTICS

Statistics based on **1108 appointments** within the specified parameters of this report.

ASSIGNMENT FORMAT

APA	76	6.86%	
ASA	36	3.25%	
Chicago	14	1.26%	
MLA	475	42.87%	
N/A	83	7.49%	

WHERE ARE YOU IN THE WRITING PROCESS?


brainstorming	50	4.51%	
drafting	119	10.74%	
editing	214	19.31%	
final	130	11.73%	
revising	171	15.43%	

I WILL BRING THE ASSIGNMENT SHEET TO HELP THE TUTOR UNDERSTAND MY PROFESSOR'S EXPECTATIONS.

Not Applicable	107	9.66%	
Yes	573	51.71%	

I WOULD LIKE THE CLIENT REPORT FORM TO BE SENT TO MY COURSE INSTRUCTOR. (IF YES, PLEASE ENTER COURSE INSTRUCTOR'S EMAIL ABOVE.)

Yes	545	49.19%	
-----	------------	--------	--

No **134** 12.09% 

APPOINTMENTS BY FOCUS

No data is available within the parameters set for this report.

FILL-IN QUESTIONS

[VIEW ANSWERS: Course Instructor](#)

[VIEW ANSWERS: Course Instructor's Email](#)

[VIEW ANSWERS: Course Title\(or Number\)](#)

[VIEW ANSWERS: Assignment Title](#)







[VIEW ANSWERS: What are your expectations for this tutoring session? \(e.g. Grammar and organization\)](#)

[VIEW ANSWERS: What kind of assignment is this? \(e.g. essay, annotated bibliography, resume\)](#)



















CLIENT REPORT STATISTICS

Statistics based on **538 client report forms (W/APPTS.)** and **27 off-schedule client report forms (OFF-SCH)** within the specified parameters of this report.

DID STUDENT BRING A SYLLABUS AND/OR ASSIGNMENT SHEET?

Syllabus	W/APPTS.	41	7.62%	
Syllabus	OFF-SCH.	6	22.22%	
Assignment Sheet	W/APPTS.	460	85.5%	
Assignment Sheet	OFF-SCH.	16	59.26%	
Not Applicable	W/APPTS.	65	12.08%	
Not Applicable	OFF-SCH.	11	40.74%	

ACTUAL LENGTH OF SESSION

5 minutes	W/APPTS.	1	0.19%	
5 minutes	OFF-SCH.	1	3.7%	
10 minutes	W/APPTS.	6	1.12%	
10 minutes	OFF-SCH.	1	3.7%	
11 minutes	OFF-SCH.	3	11.11%	
13 minutes	OFF-SCH.	2	7.41%	
15 minutes	W/APPTS.	4	0.74%	
15 minutes	OFF-SCH.	1	3.7%	
16 minutes	OFF-SCH.	3	11.11%	
17 minutes	OFF-SCH.	1	3.7%	
18 minutes	OFF-SCH.	1	3.7%	
20 minutes	W/APPTS.	5	0.93%	
20 minutes	OFF-SCH.	1	3.7%	
21 minutes	OFF-SCH.	1	3.7%	
24 minutes	OFF-SCH.	1	3.7%	
25 minutes	W/APPTS.	4	0.74%	
30 minutes	W/APPTS.	390	72.49%	
30 minutes	OFF-SCH.	5	18.52%	

35 minutes	W/APPTS.	3	0.56%	
40 minutes	W/APPTS.	2	0.37%	
45 minutes	W/APPTS.	3	0.56%	
50 minutes	OFF-SCH.	1	3.7%	
51 minutes	OFF-SCH.	1	3.7%	
55 minutes	W/APPTS.	1	0.19%	
60 minutes	W/APPTS.	111	20.63%	
60 minutes	OFF-SCH.	2	7.41%	
70 minutes	W/APPTS.	1	0.19%	
70 minutes	OFF-SCH.	2	7.41%	
75 minutes	W/APPTS.	2	0.37%	
90 minutes	W/APPTS.	2	0.37%	
95 minutes	W/APPTS.	1	0.19%	
110 minutes	W/APPTS.	1	0.19%	

STAFF OR RESOURCE

Alex (Library) (Library Spring 2019)	W/APPTS.	1	0.19%	
Alex Arce (MB 108 Fall 2018)	W/APPTS.	65	12.08%	
Alex Arce (MB 108 Fall 2018)	OFF-SCH.	2	7.41%	
Alex Arce (MB 108 Spring 2019)	W/APPTS.	21	3.9%	
Alex Arce (MB 108 Spring 2019)	OFF-SCH.	1	3.7%	
Brionna Crume (MB 108 Fall 2018)	W/APPTS.	40	7.43%	
Grant (Library) (Library Fall 2018)	W/APPTS.	8	1.49%	
Grant Reimers (MB 108 Fall 2018)	W/APPTS.	125	23.23%	
Grant Reimers (MB 108 Fall 2018)	OFF-SCH.	1	3.7%	
Grant Reimers (MB 108 Spring 2019)	W/APPTS.	81	15.06%	
Haley Johnson (MB 108 Fall 2018)	W/APPTS.	20	3.72%	
Haley Johnson (MB 108 Fall 2018)	OFF-SCH.	11	40.74%	
Haley Johnson (MB 108 Spring 2019)	W/APPTS.	32	5.95%	
Haley Johnson (MB 108 Spring 2019)	OFF-SCH.	4	14.81%	
John McManus (MB 108 Fall 2018)	W/APPTS.	25	4.65%	
John McManus (MB 108 Fall 2019)	W/APPTS.	19	3.53%	
Kayla Blackburn (MB 108 Fall 2019)	W/APPTS.	1	0.19%	
Kayla Freeman (Library) (Library Spring 2019)	W/APPTS.	1	0.19%	
Kayla Freeman (MB 108 Spring 2019)	W/APPTS.	13	2.42%	
Rachel (Library) (Library Fall 2018)	W/APPTS.	4	0.74%	
Rachel (Library) (Library Spring 2019)	W/APPTS.	1	0.19%	
Rachel Kelley (MB 108 Fall 2018)	W/APPTS.	12	2.23%	
Rachel Kelley (MB 108 Spring 2019)	W/APPTS.	48	8.92%	
Tristan (Library) (Library Fall 2018)	W/APPTS.	2	0.37%	

Tristan (Library) (Library Spring 2019)	W/APPTS. 1	0.19%	
Tristan (Online) (OWL Fall 2018)	W/APPTS. 2	0.37%	
Tristan (Online) (OWL Spring 2019)	OFF-SCH. 1	3.7%	
Tristan Pacheco (MB 108 Fall 2018)	W/APPTS. 12	2.23%	
Tristan Pacheco (MB 108 Fall 2018)	OFF-SCH. 7	25.93%	
Tristan Pacheco (MB 108 Spring 2019)	W/APPTS. 3	0.56%	

FILL-IN QUESTIONS

[VIEW ANSWERS: Assignment](#)

[VIEW ANSWERS: List of specific items worked on](#)

[VIEW ANSWERS: Tutor feedback to student](#)

SURVEY FORM STATISTICS

Statistics based on **72 surveys** within the specified parameters of this report. Since surveys are anonymous, client, schedule, and registration form limits will not apply to survey counts or results.

SURVEYS BY STAFF OR RESOURCE

Alex Arce (MB 108 Fall 2018)	9	12.5%	
Grant Reimers (MB 108 Fall 2018)	20	27.78%	
John McManus (MB 108 Fall 2018)	3	4.17%	
Brionna Crume (MB 108 Fall 2018)	8	11.11%	
Haley Johnson (MB 108 Fall 2018)	3	4.17%	
Grant (Library) (Library Fall 2018)	2	2.78%	
Kayla Freeman (MB 108 Spring 2019)	2	2.78%	
Rachel (Library) (Library Fall 2018)	1	1.39%	
John McManus (MB 108 Fall 2019)	4	5.56%	
Alex Arce (MB 108 Spring 2019)	1	1.39%	
Grant Reimers (MB 108 Spring 2019)	7	9.72%	
Haley Johnson (MB 108 Spring 2019)	1	1.39%	
Rachel Kelley (MB 108 Spring 2019)	11	15.28%	

I WOULD RATE THIS SESSION

Excellent	60	83.33%	
Good	5	6.94%	
Very Good	7	9.72%	



I WILL RETURN TO THE CENTER

Maybe	9	12.5%	
Yes	63	87.5%	

I WILL RECOMMEND THE CENTER

Yes	72	100%	
-----	----	------	--

I AM MORE CONFIDENT AFTER THIS SESSION

Not applicable	3	4.17%	
Yes	69	95.83%	

FILL-IN QUESTIONS

[VIEW ANSWERS: Comments or Suggestions](#)