

# System Statistics Report

## AUGUST 15, 2017 TO MAY 15, 2018

### APPOINTMENTS ?

# 742

**6** Walk-In Appointments  
**0** eTutoring Appointments  
**13** Online Appointments  
**524** Occupied Hours  
**25** Missed Appointments  
**11** Placeholder Appointments  
**129** Canceled Appointments

### CLIENTS ?

# 339

**522** New Client Registrations  
**15** Client Profiles Updated

### CLIENT REPORTS ?

# 492

**37** Off-Schedule Reports

### SURVEYS ?

# 75

[JUMP TO: GLOBAL](#) | [TIME & DATE](#) | [REGISTRATION](#) | [APPOINTMENT](#) | [CLIENT REPORT](#) | [SURVEY](#)

## GLOBAL STATISTICS

### APPOINTMENTS BY SCHEDULE

Library Fall 2018	<b>25</b>	3.37%	
Library Spring 2018	<b>3</b>	0.4%	
MB 108 Fall 2018	<b>426</b>	57.41%	
MB 108 Spring 2018	<b>67</b>	9.03%	
OWL Fall 2018	<b>10</b>	1.35%	
OWL Spring 2018	<b>3</b>	0.4%	
Reserve Writing Lab 18-19	<b>208</b>	28.03%	


### APPOINTMENTS BY STAFF OR RESOURCE

Alex Arce	<b>154</b>	20.75%	
MB 108 Fall 2018			
Brionna Crume	<b>56</b>	7.55%	
MB 108 Fall 2018			
Grant Reimers	<b>166</b>	22.37%	
MB 108 Fall 2018			
John McManus	<b>23</b>	3.1%	
MB 108 Fall 2018			
Professor Reservation	<b>208</b>	28.03%	
Reserve Writing Lab 18-19			
Taylor (Library)	<b>3</b>	0.4%	
Library Spring 2018			
Taylor (Online)	<b>3</b>	0.4%	
OWL Spring 2018			
Taylor Henry	<b>67</b>	9.03%	
MB 108 Spring 2018			
Tristan (Library)	<b>25</b>	3.37%	
Library Fall 2018			
Tristan (Online)	<b>10</b>	1.35%	
OWL Fall 2018			

Tristan Pacheco  
MB 108 Fall 2018

**27**

3.64%



### NUMBER OF VISITS PER CLIENT

Visited 1 Time	<b>236</b>	69.62%
Visited 2 Times	<b>48</b>	14.16%
Visited 3 Times	<b>25</b>	7.37%
Visited 4 Times	<b>11</b>	3.24%
Visited 5 Times	<b>4</b>	1.18%
Visited 6 Times	<b>6</b>	1.77%
Visited 7 Times	<b>1</b>	0.29%
Visited 10+ Times	<b>8</b>	2.36%



## TIME & DATE STATISTICS

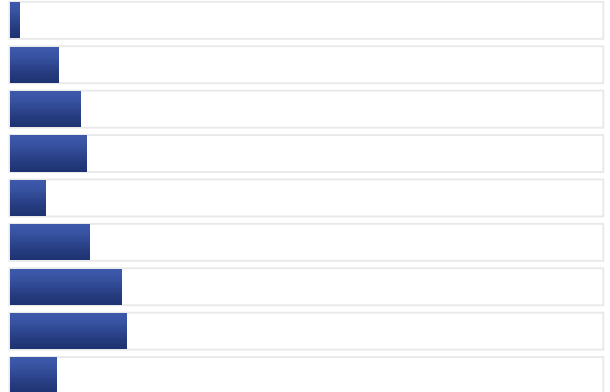
### APPOINTMENTS BY DAY OF THE WEEK

Monday	<b>140</b>	18.87%
Tuesday	<b>174</b>	23.45%
Wednesday	<b>150</b>	20.22%
Thursday	<b>160</b>	21.56%
Friday	<b>118</b>	15.9%



### APPOINTMENTS BY MONTH

January	<b>11</b>	1.48%
February	<b>61</b>	8.22%
March	<b>88</b>	11.86%
April	<b>94</b>	12.67%
May	<b>43</b>	5.8%
September	<b>100</b>	13.48%
October	<b>139</b>	18.73%
November	<b>147</b>	19.81%
December	<b>59</b>	7.95%




### APPOINTMENTS BY YEAR

2017	<b>445</b>	59.97%
2018	<b>297</b>	40.03%

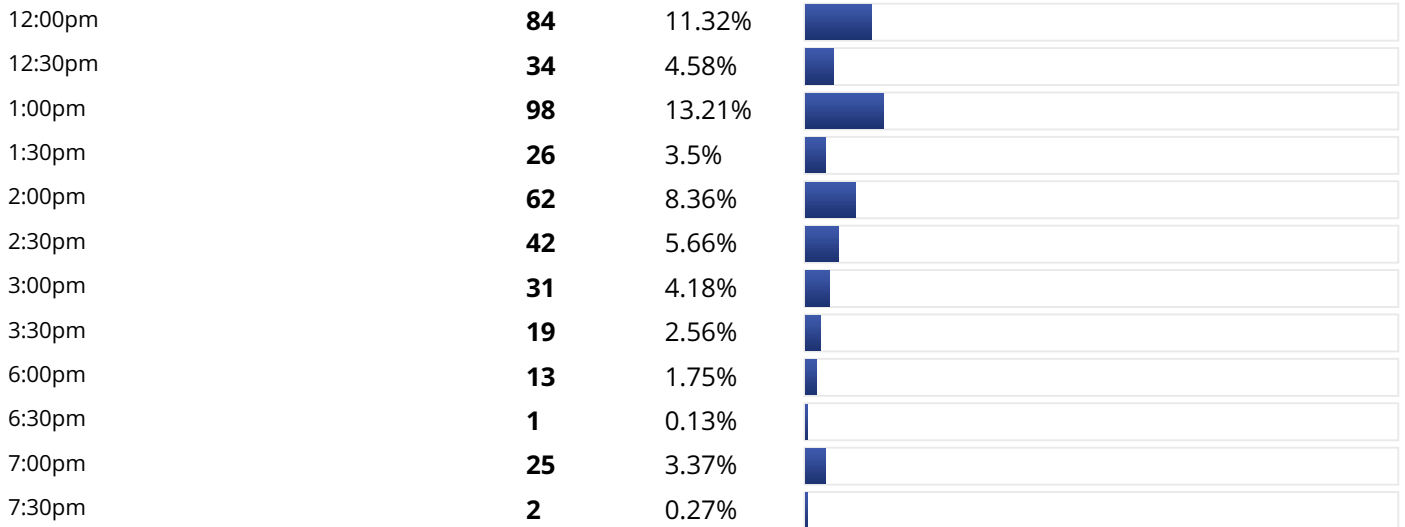


### APPOINTMENTS BY STARTING TIME


8:00am	<b>40</b>	5.39%
8:30am	<b>9</b>	1.21%
9:00am	<b>53</b>	7.14%
9:30am	<b>8</b>	1.08%
10:00am	<b>51</b>	6.87%
10:30am	<b>21</b>	2.83%
11:00am	<b>88</b>	11.86%
11:30am		



**35** 4.72%



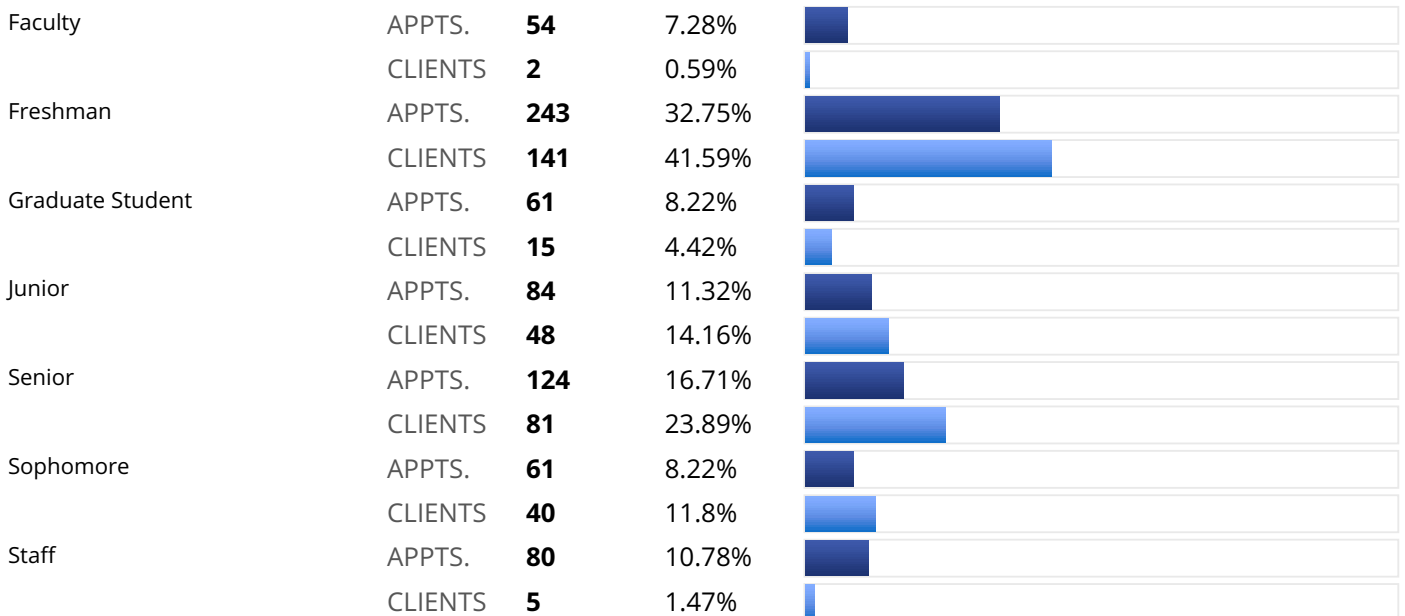
**APPOINTMENTS BY SCHEDULED LENGTH**




**REGISTRATION FORM STATISTICS**












Statistics based on **742 appointments** and **339 clients who had appointments** within the specified parameters of this report.

**STANDING**









**GRADUATION YEAR**







2018	CLIENTS	<b>14</b>	4.13%	
	APPTS.	<b>174</b>	23.45%	
2019	CLIENTS	<b>94</b>	27.73%	
	APPTS.	<b>101</b>	13.61%	
2020	CLIENTS	<b>42</b>	12.39%	
	APPTS.	<b>78</b>	10.51%	
2021	CLIENTS	<b>54</b>	15.93%	
	APPTS.	<b>5</b>	0.67%	
N/A	CLIENTS	<b>2</b>	0.59%	
	APPTS.	<b>248</b>	33.42%	
	CLIENTS	<b>78</b>	23.01%	



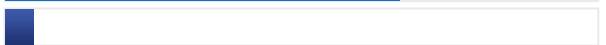

**GENDER**

Female	APPTS.	<b>280</b>	37.74%	
	CLIENTS	<b>167</b>	49.26%	
Male	APPTS.	<b>213</b>	28.71%	
	CLIENTS	<b>104</b>	30.68%	
Prefer Not to Answer	APPTS.	<b>4</b>	0.54%	
	CLIENTS	<b>2</b>	0.59%	

**ARE YOU A NON-TRADITIONAL STUDENT?**

No	APPTS.	<b>320</b>	43.13%	
	CLIENTS	<b>176</b>	51.92%	
Yes	APPTS.	<b>148</b>	19.95%	
	CLIENTS	<b>51</b>	15.04%	

**ARE YOU A VETERAN OF THE US ARMED FORCES?**

No	APPTS.	<b>456</b>	61.46%	
	CLIENTS	<b>226</b>	66.67%	
Yes	APPTS.	<b>34</b>	4.58%	
	CLIENTS	<b>8</b>	2.36%	



**FILL-IN QUESTIONS**

- [VIEW ANSWERS: Confirm Email](#)
- [VIEW ANSWERS: Major](#)
- [VIEW ANSWERS: Native Language](#)
- [VIEW ANSWERS: Country of Origin](#)

**APPOINTMENT FORM STATISTICS**

Statistics based on **742 appointments** within the specified parameters of this report.

**ASSIGNMENT FORMAT**

APA	<b>62</b>	8.36%	
ASA	<b>4</b>	0.54%	

Chicago	<b>48</b>	6.47%	
MLA	<b>346</b>	46.63%	
N/A	<b>56</b>	7.55%	

**WHERE ARE YOU IN THE WRITING PROCESS?**

brainstorming	<b>45</b>	6.06%	
drafting	<b>117</b>	15.77%	
editing	<b>124</b>	16.71%	
final	<b>108</b>	14.56%	
revising	<b>122</b>	16.44%	

**I WILL BRING THE ASSIGNMENT SHEET TO HELP THE TUTOR UNDERSTAND MY PROFESSOR'S EXPECTATIONS.**

Not Applicable	<b>58</b>	7.82%	
Yes	<b>456</b>	61.46%	

**I WOULD LIKE THE CLIENT REPORT FORM TO BE SENT TO MY COURSE INSTRUCTOR. (IF YES, PLEASE ENTER COURSE INSTRUCTOR'S EMAIL ABOVE.)**

Yes	<b>298</b>	40.16%	
No	<b>212</b>	28.57%	

**APPOINTMENTS BY FOCUS**

*No data is available within the parameters set for this report.*

**FILL-IN QUESTIONS**

[VIEW ANSWERS: Course Instructor](#)

[VIEW ANSWERS: Course Instructor's Email](#)

[VIEW ANSWERS: Course Title\(or Number\)](#)

[VIEW ANSWERS: Assignment Title](#)

[VIEW ANSWERS: What are your expectations for this tutoring session? \(e.g. Grammar and organization\)](#)

[VIEW ANSWERS: What kind of assignment is this? \(e.g. essay, annotated bibliography, resume\)](#)

**CLIENT REPORT STATISTICS**

Statistics based on **455 client report forms (W/APPTS.)** and **37 off-schedule client report forms (OFF-SCH)** within the specified parameters of this report.

**DID STUDENT BRING A SYLLABUS AND/OR ASSIGNMENT SHEET?**

Syllabus	W/APPTS.	<b>77</b>	16.92%	
Syllabus	OFF-SCH.	<b>6</b>	16.22%	
Assignment Sheet	W/APPTS.	<b>350</b>	76.92%	
Assignment Sheet	OFF-SCH.	<b>22</b>	59.46%	
Not Applicable	W/APPTS.	<b>94</b>	20.66%	
Not Applicable	OFF-SCH.	<b>14</b>	37.84%	

**ACTUAL LENGTH OF SESSION**

5 minutes	OFF-SCH.	<b>1</b>	2.7%	
-----------	----------	----------	------	--

7 minutes	OFF-SCH.	1	2.7%	
10 minutes	W/APPTS.	7	1.54%	
10 minutes	OFF-SCH.	3	8.11%	
12 minutes	OFF-SCH.	1	2.7%	
13 minutes	OFF-SCH.	1	2.7%	
15 minutes	W/APPTS.	5	1.1%	
15 minutes	OFF-SCH.	3	8.11%	
18 minutes	OFF-SCH.	1	2.7%	
20 minutes	W/APPTS.	4	0.88%	
20 minutes	OFF-SCH.	4	10.81%	
21 minutes	OFF-SCH.	1	2.7%	
22 minutes	OFF-SCH.	1	2.7%	
23 minutes	OFF-SCH.	1	2.7%	
25 minutes	W/APPTS.	3	0.66%	
30 minutes	W/APPTS.	385	84.62%	
30 minutes	OFF-SCH.	14	37.84%	
34 minutes	OFF-SCH.	1	2.7%	
35 minutes	W/APPTS.	1	0.22%	
40 minutes	W/APPTS.	5	1.1%	
45 minutes	W/APPTS.	1	0.22%	
50 minutes	W/APPTS.	1	0.22%	
60 minutes	W/APPTS.	42	9.23%	
60 minutes	OFF-SCH.	4	10.81%	












## STAFF OR RESOURCE

Alex Arce (MB 108 Fall 2018)	W/APPTS.	122	26.81%	
Alex Arce (MB 108 Fall 2018)	OFF-SCH.	14	37.84%	
Brionna Crume (MB 108 Fall 2018)	W/APPTS.	38	8.35%	
Deepak Pant (MB 108 Spring 2018)	W/APPTS.	2	0.44%	
Deleted Resource	W/APPTS.	4	0.88%	
Grant Reimers (MB 108 Fall 2018)	W/APPTS.	169	37.14%	
Grant Reimers (MB 108 Fall 2018)	OFF-SCH.	12	32.43%	
John McManus (MB 108 Fall 2018)	W/APPTS.	16	3.52%	
John McManus (MB 108 Fall 2018)	OFF-SCH.	1	2.7%	
Taylor (Library) (Library Spring 2018)	W/APPTS.	1	0.22%	
Taylor (Online) (OWL Spring 2018)	W/APPTS.	1	0.22%	
Taylor Henry (MB 108 Spring 2018)	W/APPTS.	54	11.87%	
Taylor Henry (MB 108 Spring 2018)	OFF-SCH.	2	5.41%	
Tristan (Library) (Library Fall 2018)	W/APPTS.	14	3.08%	
Tristan (Library) (Library Fall 2018)	OFF-SCH.	4	10.81%	
Tristan (Online) (OWL Fall 2018)	W/APPTS.	4	0.88%	
Tristan Pacheco (MB 108 Fall 2018)	W/APPTS.	21	4.62%	
Tristan Pacheco (MB 108 Fall 2018)	OFF-SCH.	4	10.81%	





**FILL-IN QUESTIONS**[VIEW ANSWERS: Assignment](#)[VIEW ANSWERS: List of specific items worked on](#)[VIEW ANSWERS: Tutor feedback to student](#)**SURVEY FORM STATISTICS**

Statistics based on **75 surveys** within the specified parameters of this report. Since surveys are anonymous, client, schedule, and registration form limits will not apply to survey counts or results.



**SURVEYS BY STAFF OR RESOURCE**

Taylor Henry (MB 108 Spring 2018)	<b>6</b>	8%	
Alex Arce (MB 108 Fall 2018)	<b>19</b>	25.33%	
Grant Reimers (MB 108 Fall 2018)	<b>17</b>	22.67%	
Deleted Resource	<b>5</b>	6.67%	
Deleted Resource	<b>14</b>	18.67%	
Tristan Pacheco (MB 108 Fall 2018)	<b>1</b>	1.33%	
Deleted Resource	<b>3</b>	4%	
Deepak Pant (MB 108 Spring 2018)	<b>1</b>	1.33%	
Tristan (Online) (OWL Fall 2018)	<b>2</b>	2.67%	
John McManus (MB 108 Fall 2018)	<b>2</b>	2.67%	
Brionna Crume (MB 108 Fall 2018)	<b>5</b>	6.67%	




**I WOULD RATE THIS SESSION**

Excellent	<b>54</b>	72%	
Fair	<b>2</b>	2.67%	
Good	<b>4</b>	5.33%	
Very Good	<b>15</b>	20%	




**I WILL RETURN TO THE CENTER**

Maybe	<b>9</b>	12%	
Yes	<b>66</b>	88%	

**I WILL RECOMMEND THE CENTER**

Maybe	<b>2</b>	2.67%	
No	<b>1</b>	1.33%	
Yes	<b>72</b>	96%	

**I AM MORE CONFIDENT AFTER THIS SESSION**

No	<b>3</b>	4%	
Not applicable	<b>5</b>	6.67%	
Yes	<b>67</b>	89.33%	

**FILL-IN QUESTIONS**[VIEW ANSWERS: Comments or Suggestions](#)

