

System Statistics Report

AUGUST 15, 2015 TO MAY 15, 2016

APPOINTMENTS ⓘ <h3 style="margin: 0;">263</h3> <p>3 Walk-In Appointments 0 eTutoring Appointments 2 Online Appointments 178.5 Occupied Hours 7 Missed Appointments 0 Placeholder Appointments 67 Canceled Appointments</p>	CLIENTS ⓘ <h3 style="margin: 0;">145</h3> <p>246 New Client Registrations 5 Client Profiles Updated</p>	CLIENT REPORTS ⓘ <h3 style="margin: 0;">220</h3> <p>97 Off-Schedule Reports</p>	SURVEYS ⓘ <h3 style="margin: 0;">24</h3>
---	--	---	--

[JUMP TO: GLOBAL](#) | [TIME & DATE](#) | [REGISTRATION](#) | [APPOINTMENT](#) | [CLIENT REPORT](#) | [SURVEY](#)

GLOBAL STATISTICS

APPOINTMENTS BY SCHEDULE

MB 108 Fall 2016	2	0.76%	<div style="width: 0.76%; height: 15px; background-color: #0056b3;"></div>
Reddie WC	147	55.89%	<div style="width: 55.89%; height: 15px; background-color: #0056b3;"></div>
Reddie WC in MB108	47	17.87%	<div style="width: 17.87%; height: 15px; background-color: #0056b3;"></div>
Reserve Writing Lab	67	25.48%	<div style="width: 25.48%; height: 15px; background-color: #0056b3;"></div>

APPOINTMENTS BY STAFF OR RESOURCE

Alex Reddie WC	42	15.97%	<div style="width: 15.97%; height: 15px; background-color: #0056b3;"></div>
Alex Reddie WC in MB108	8	3.04%	<div style="width: 3.04%; height: 15px; background-color: #0056b3;"></div>
Cassi Reddie WC in MB108	6	2.28%	<div style="width: 2.28%; height: 15px; background-color: #0056b3;"></div>
Cassi Reddie WC	20	7.6%	<div style="width: 7.6%; height: 15px; background-color: #0056b3;"></div>
Cheyenne Reddie WC	28	10.65%	<div style="width: 10.65%; height: 15px; background-color: #0056b3;"></div>
Cheyenne Reddie WC in MB108	10	3.8%	<div style="width: 3.8%; height: 15px; background-color: #0056b3;"></div>
Claudine Reddie WC in MB108	4	1.52%	<div style="width: 1.52%; height: 15px; background-color: #0056b3;"></div>
Claudine Reddie WC	14	5.32%	<div style="width: 5.32%; height: 15px; background-color: #0056b3;"></div>
Dominique Reddie WC	9	3.42%	<div style="width: 3.42%; height: 15px; background-color: #0056b3;"></div>
Kaitlyn Reddie WC	13	4.94%	<div style="width: 4.94%; height: 15px; background-color: #0056b3;"></div>
Kaitlyn Reddie WC in MB108	6	2.28%	<div style="width: 2.28%; height: 15px; background-color: #0056b3;"></div>
Lique Reddie WC in MB108	6	2.28%	<div style="width: 2.28%; height: 15px; background-color: #0056b3;"></div>

Lique Reddie WC	16	6.08%	
Liz Reddie WC	4	1.52%	
Liz Reddie WC in MB108	7	2.66%	
Professor Reservation Reserve Writing Lab	51	19.39%	
Tanner Reddie WC	1	0.38%	
Tiffany MB 108 Fall 2016	2	0.76%	
TR Reserve Writing Lab	16	6.08%	

NUMBER OF VISITS PER CLIENT

Visited 1 Time	110	75.86%	
Visited 2 Times	15	10.34%	
Visited 3 Times	6	4.14%	
Visited 4 Times	3	2.07%	
Visited 5 Times	3	2.07%	
Visited 6 Times	3	2.07%	
Visited 8 Times	1	0.69%	
Visited 10+ Times	4	2.76%	

TIME & DATE STATISTICS

APPOINTMENTS BY DAY OF THE WEEK

Monday	68	25.86%	
Tuesday	45	17.11%	
Wednesday	51	19.39%	
Thursday	42	15.97%	
Friday	57	21.67%	

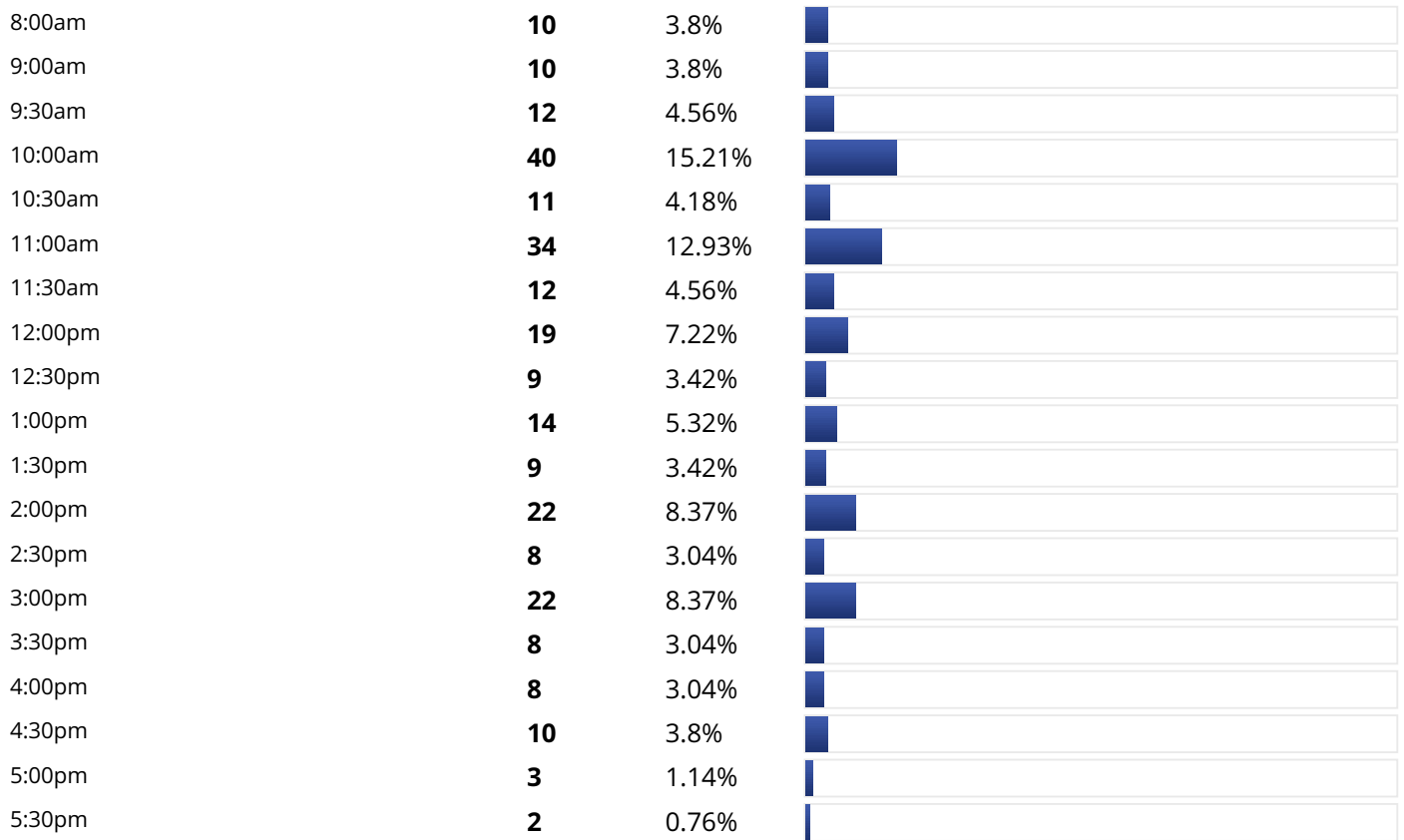
APPOINTMENTS BY MONTH

January	4	1.52%	
February	55	20.91%	
March	84	31.94%	
April	51	19.39%	
May	22	8.37%	
October	1	0.38%	
November	22	8.37%	
December	24	9.13%	


APPOINTMENTS BY YEAR

2015	47	17.87%	
2016	216	82.13%	

APPOINTMENTS BY STARTING TIME



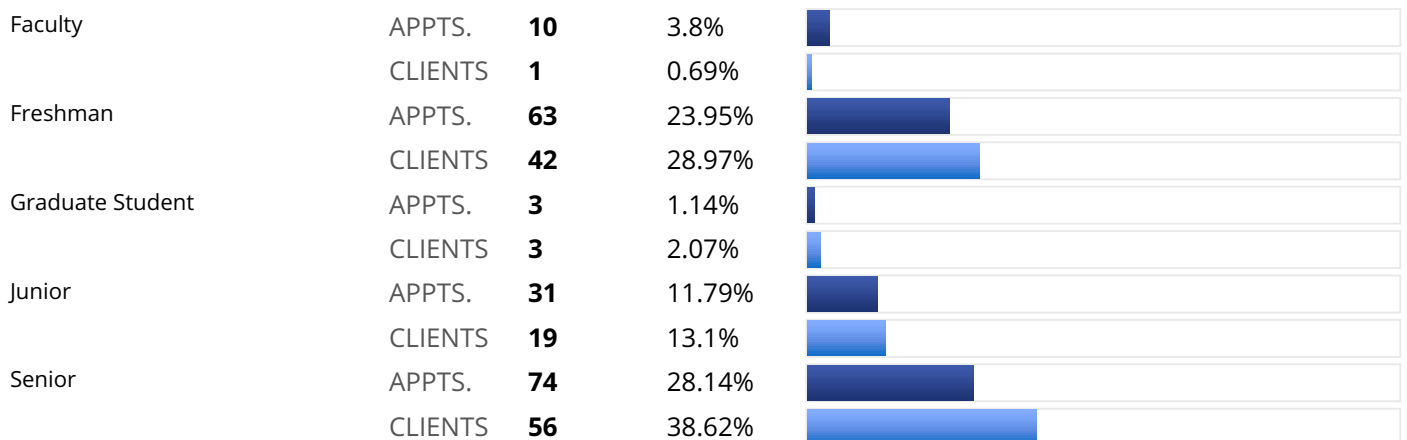
APPOINTMENTS BY SCHEDULED LENGTH



REGISTRATION FORM STATISTICS

Statistics based on **263 appointments** and **145 clients** who had appointments within the specified parameters of this report.

STANDING



Sophomore	APPTS.	15	5.7%	
	CLIENTS	12	8.28%	
Staff	APPTS.	64	24.33%	
	CLIENTS	9	6.21%	

GRADUATION YEAR

2015	APPTS.	7	2.66%	
	CLIENTS	2	1.38%	
2016	APPTS.	75	28.52%	
	CLIENTS	56	38.62%	
2017	APPTS.	20	7.6%	
	CLIENTS	15	10.34%	
2018	APPTS.	22	8.37%	
	CLIENTS	14	9.66%	
2019	APPTS.	48	18.25%	
	CLIENTS	38	26.21%	
2021	APPTS.	1	0.38%	
	CLIENTS	1	0.69%	
N/A	APPTS.	83	31.56%	
	CLIENTS	15	10.34%	

GENDER

Female	APPTS.	2	0.76%	
	CLIENTS	2	1.38%	
Male	APPTS.	2	0.76%	
	CLIENTS	2	1.38%	

ARE YOU A NON-TRADITIONAL STUDENT?

No	APPTS.	4	1.52%	
	CLIENTS	4	2.76%	
Yes	APPTS.	10	3.8%	
	CLIENTS	1	0.69%	

ARE YOU A VETERAN OF THE US ARMED FORCES?

No	APPTS.	14	5.32%	
	CLIENTS	5	3.45%	







FILL-IN QUESTIONS

- [VIEW ANSWERS: Confirm Email](#)
- [VIEW ANSWERS: Major](#)
- [VIEW ANSWERS: Native Language](#)
- [VIEW ANSWERS: Country of Origin](#)

APPOINTMENT FORM STATISTICS

Statistics based on **263 appointments** within the specified parameters of this report.

ASSIGNMENT FORMAT


draft	32	12.17%	
edit	43	16.35%	
final	47	17.87%	
invention	2	0.76%	
invention/brainstorming	18	6.84%	
revision	55	20.91%	

WHERE ARE YOU IN THE WRITING PROCESS?

I WILL BRING THE ASSIGNMENT SHEET TO HELP THE TUTOR UNDERSTAND MY PROFESSOR'S EXPECTATIONS.

I WOULD LIKE THE CLIENT REPORT FORM TO BE SENT TO MY COURSE INSTRUCTOR. (IF YES, PLEASE ENTER COURSE INSTRUCTOR'S EMAIL ABOVE.)

APPOINTMENTS BY FOCUS

Spanish	11	4.18%	
---------	-----------	-------	--

FILL-IN QUESTIONS

[VIEW ANSWERS: Course Instructor](#)

[VIEW ANSWERS: Course Instructor's Email](#)

[VIEW ANSWERS: Course Title\(or Number\)](#)

[VIEW ANSWERS: Assignment Title](#)


[VIEW ANSWERS: What are your expectations for this tutoring session? \(e.g. Grammar and organization\)](#)

[VIEW ANSWERS: What kind of assignment is this? \(e.g. essay, annotated bibliography, resume\)](#)









CLIENT REPORT STATISTICS

Statistics based on **123 client report forms** (W/APPTS.) and **97 off-schedule client report forms** (OFF-SCH) within the specified parameters of this report.

DID STUDENT BRING A SYLLABUS AND/OR ASSIGNMENT SHEET?

Not Applicable	OFF-SCH.	1	1.03%	
----------------	----------	----------	-------	--

ACTUAL LENGTH OF SESSION

5 minutes	W/APPTS.	1	0.81%	
5 minutes	OFF-SCH.	1	1.03%	
10 minutes	OFF-SCH.	2	2.06%	
14 minutes	OFF-SCH.	1	1.03%	
15 minutes	W/APPTS.	7	5.69%	
15 minutes	OFF-SCH.	7	7.22%	
16 minutes	OFF-SCH.	1	1.03%	
20 minutes	W/APPTS.	3	2.44%	

20 minutes	OFF-SCH.	3	3.09%	
22 minutes	OFF-SCH.	1	1.03%	
25 minutes	W/APPTS.	1	0.81%	
25 minutes	OFF-SCH.	2	2.06%	
26 minutes	OFF-SCH.	2	2.06%	
29 minutes	OFF-SCH.	1	1.03%	
30 minutes	W/APPTS.	105	85.37%	
30 minutes	OFF-SCH.	10	10.31%	
31 minutes	OFF-SCH.	1	1.03%	
34 minutes	OFF-SCH.	1	1.03%	
35 minutes	OFF-SCH.	3	3.09%	
36 minutes	OFF-SCH.	1	1.03%	
40 minutes	W/APPTS.	3	2.44%	
40 minutes	OFF-SCH.	2	2.06%	
45 minutes	OFF-SCH.	1	1.03%	
57 minutes	OFF-SCH.	1	1.03%	
60 minutes	W/APPTS.	3	2.44%	
60 minutes	OFF-SCH.	54	55.67%	
63 minutes	OFF-SCH.	1	1.03%	
752 minutes	OFF-SCH.	1	1.03%	

STAFF OR RESOURCE

Alex (Reddie WC)	W/APPTS.	23	18.7%	
Alex (Reddie WC)	OFF-SCH.	10	10.31%	
Alex (Reddie WC in MB108)	W/APPTS.	1	0.81%	
Alex (Reddie WC in MB108)	OFF-SCH.	1	1.03%	
Cassi (Reddie WC)	W/APPTS.	19	15.45%	
Cassi (Reddie WC)	OFF-SCH.	19	19.59%	
Cassi (Reddie WC in MB108)	W/APPTS.	1	0.81%	
Cassi (Reddie WC in MB108)	OFF-SCH.	1	1.03%	
Cheyenne (Reddie WC)	W/APPTS.	29	23.58%	
Cheyenne (Reddie WC in MB108)	W/APPTS.	9	7.32%	
Claudine (Reddie WC)	W/APPTS.	11	8.94%	
Claudine (Reddie WC)	OFF-SCH.	17	17.53%	
Claudine (Reddie WC in MB108)	W/APPTS.	3	2.44%	
Claudine (Reddie WC in MB108)	OFF-SCH.	1	1.03%	
Dominique (Reddie WC)	W/APPTS.	5	4.07%	
Dominique (Reddie WC)	OFF-SCH.	1	1.03%	
Kaitlyn (Reddie WC)	W/APPTS.	6	4.88%	
Kaitlyn (Reddie WC)	OFF-SCH.	5	5.15%	
Lique (Reddie WC)	W/APPTS.	8	6.5%	
Lique (Reddie WC)	OFF-SCH.	26	26.8%	
Liz (Reddie WC)	W/APPTS.	4	3.25%	
Liz (Reddie WC)	OFF-SCH.	4	4.12%	

Liz (Reddie WC in MB108)	W/APPTS.	1	0.81%	
Tiffany (MB 108 Fall 2016)	W/APPTS.	1	0.81%	
Tiffany (MB 108 Fall 2016)	OFF-SCH.	2	2.06%	
Tiffany (Reddie WC)	W/APPTS.	2	1.63%	
Tiffany (Reddie WC)	OFF-SCH.	10	10.31%	

FILL-IN QUESTIONS

[VIEW ANSWERS: Assignment](#)

[VIEW ANSWERS: List of specific items worked on](#)

[VIEW ANSWERS: Tutor feedback to student](#)

SURVEY FORM STATISTICS

Statistics based on **24 surveys** within the specified parameters of this report. Since surveys are anonymous, client, schedule, and registration form limits will not apply to survey counts or results.

SURVEYS BY STAFF OR RESOURCE

Liz (Reddie WC in MB108)	1	4.17%	
Professor Reservation (Reserve Writing Lab)	2	8.33%	
Cassi (Reddie WC in MB108)	1	4.17%	
TR (Reserve Writing Lab)	1	4.17%	
Alex (Reddie WC)	1	4.17%	
Cassi (Reddie WC)	5	20.83%	
Cheyenne (Reddie WC)	3	12.5%	
Claudine (Reddie WC)	2	8.33%	
Kaitlyn (Reddie WC)	1	4.17%	
Lique (Reddie WC)	5	20.83%	
Tiffany (Reddie WC)	2	8.33%	

I WOULD RATE THIS SESSION

Excellent	18	75%	
Good	1	4.17%	
Poor	1	4.17%	
Very Good	4	16.67%	

I WILL RETURN TO THE CENTER















Maybe	3	12.5%	
No	1	4.17%	
Yes	20	83.33%	

I WILL RECOMMEND THE CENTER

No	1	4.17%	
Yes	23	95.83%	

I AM MORE CONFIDENT AFTER THIS SESSION

Already recommended to several.	1	4.17%	
---------------------------------	---	-------	--

Awesome.	1	4.17%	
Cassi helped me a lot. I am so glad that she was able to offer advice to help me with my research paper.	1	4.17%	
Claudine was very helpful.	1	4.17%	
I appreciate your help	1	4.17%	
I had to come into the writing center for tutoring and for an upcoming paper, and i learned things i didn't know on how to make the paper flow	1	4.17%	
I would like to thank Kaitlyn for her feedback and her letting me know that I could come back later when my paper was more fleshed out.	1	4.17%	
No	1	4.17%	
Not applicable	1	4.17%	
she helped me out.	1	4.17%	
Simple to help oneself by visiting.	1	4.17%	
the session was very helpful and Cassi did well with me	1	4.17%	
Very good staff!	1	4.17%	
Very helpful session and have set appointments for future sessions.	1	4.17%	
Yes	10	41.67%	

FILL-IN QUESTIONS

[VIEW ANSWERS: Comments or Suggestions](#)